

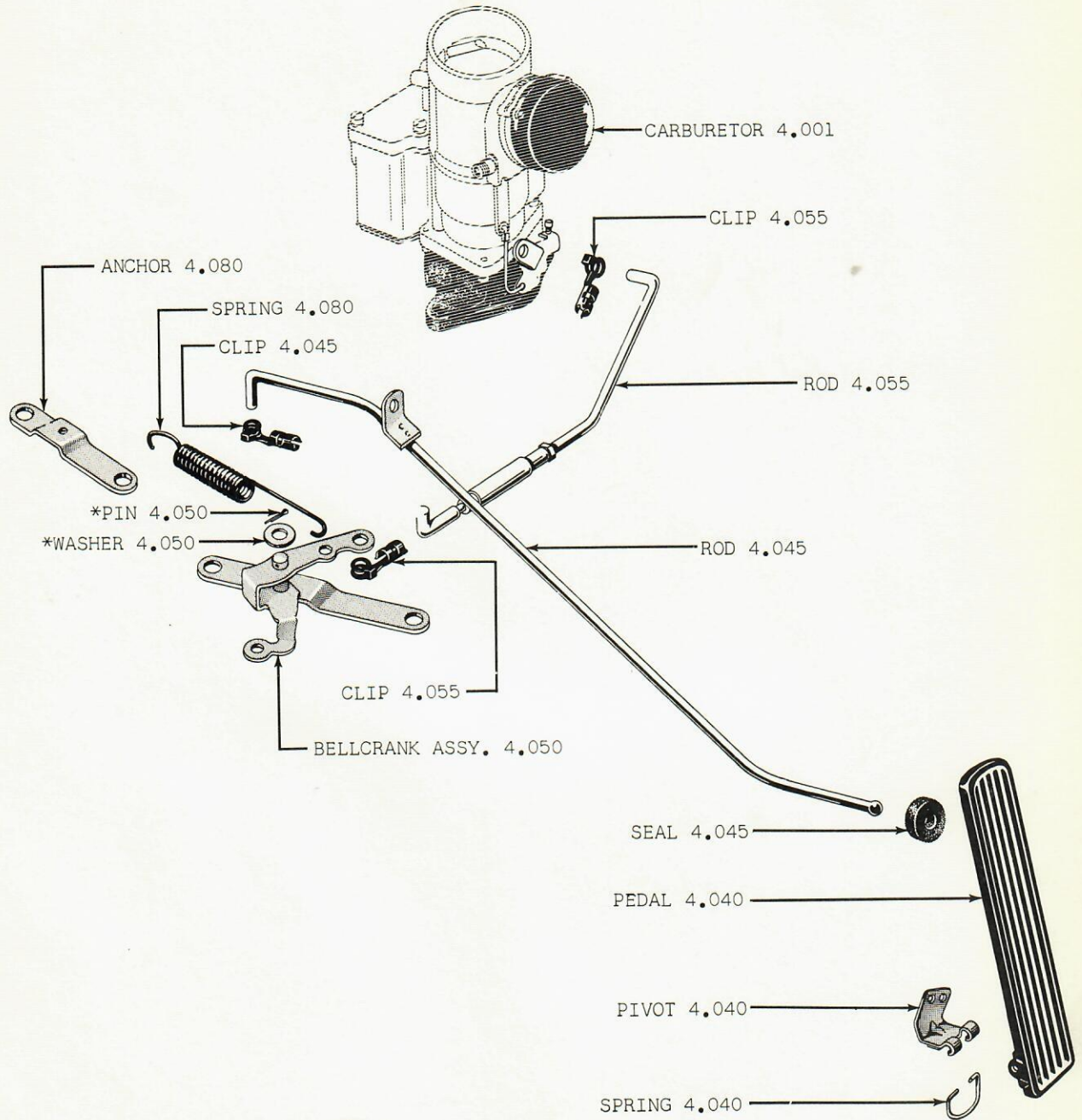
# AMERICAN MOTORS PARTS CATALOG

## GROUP 4 FUEL - EXHAUST

DESCRIPTION	GROUP AND FIGURE NO.	GROUP NO.
BEARING, Bellcrank Lever Shaft .....	4-2 .....	4.050
BELLCRANK ASSY., Accelerator Pedal Rod .....	4-0, 4-1 .....	4.050
BRACE, Exhaust Pipe .....	4-6A .....	4.195
BRACKET, Accelerator Pedal Rod Lever .....	4-1, 4-2 .....	4.050
BRACKET, Control Shaft .....	4-1, 4-2 .....	4.070
BRACKET, Tail Pipe Support .....	4-7, 4-8 .....	4.234
CABLE, Throttle Control (Includes Button) .....	.....	4.024
CAP, Gasoline Tank Filler .....	4-6, 0-1, 0-4, 0-8, 0-10 .....	4.138
CARBURETOR .....	4-0, 4-1, 4-3, 4-4, 4-5, 0-11, 0-12, 0-13 .....	4.001
CLAMP, Exhaust Pipe to Engine .....	4-6A, 0-11 .....	4.186
CLAMP, Exhaust Pipe to Muffler .....	4-6A, 4-7, 4-8 .....	4.205
CLAMP, Muffler To Tail Pipe .....	4-6A, 4-7, 4-8 .....	4.230
CLAMP, Tail Pipe Support .....	4-6A, 4-7, 4-8 .....	4.234
CLEANER, Carburetor Air .....	.....	4.088
ECCENTRIC, Camshaft Fuel Pump .....	.....	4.118
ELBOW, Fuel Pump .....	4-3, 4-4, 4-5 .....	4.124
END, Carburetor Control Shaft .....	4-1, 4-2 .....	4.070
FLANGE, Gasoline Tank Drain .....	4-6 .....	4.148
GASKET, Carburetor .....	4-3, 4-4 .....	4.004
*GASKET, Fuel Pump .....	4-3, 4-4, 4-5 .....	4.116
HOSE, Gasoline Tank to Fuel Pump .....	4-3, 4-4, 4-5 .....	4.160
LEVER, Accelerator Pedal Rod .....	4-2 .....	4.050
MUFFLER .....	4-6A, 4-7, 4-8 .....	4.210
NECK, Gasoline Tank Filler .....	4-6 .....	4.141
PEDAL, Accelerator .....	4-0, 4-1, 4-2 .....	4.040
PIPE, Exhaust .....	4-6A, 4-7, 4-8 .....	4.178
PIPE, Tail .....	4-6A, 4-7, 4-8 .....	4.227
PUMP, Fuel .....	4-3, 4-4, 4-5, 0-11, 0-12 .....	4.110
ROD, Accelerator Control .....	4-0, 4-1 .....	4.055
ROD, Accelerator Pedal .....	4-0, 4-1, 4-2 .....	4.045
SHAFT, Carburetor Control .....	4-1, 4-2 .....	4.070
SPACER, Carburetor to Cylinder Head .....	4-3, 0-11 .....	4.007
SPRING, Carburetor Pull Back .....	4-0, 4-1, 4-2 .....	4.080
SPRING, Control Shaft .....	4-1, 4-2 .....	4.070
STRAP, Bellcrank Upper Bracket .....	4-2 .....	4.050
STRAP, Gasoline Tank .....	4-6 .....	4.152
STUD, Carburetor to Cylinder Head or Manifold Cover .....	4-3, 4-4 .....	4.010
SUPPORT, Tail Pipe .....	4-6A, 4-7, 4-8 .....	4.234
TANK, Gasoline .....	4-6 .....	4.130
TUBE, Carburetor Choke Heater .....	4-3, 4-4, 4-5, 1-15, 0-12 .....	4.020
TUBE, Fuel Pump to Carburetor .....	4-3, 4-4, 4-5 .....	4.174
TUBE, Gasoline Tank Outlet .....	4-6 .....	4.134
TUBE, Gasoline Tank to Fuel Pump .....	4-3, 4-4, 4-5, 4-6 .....	4.160



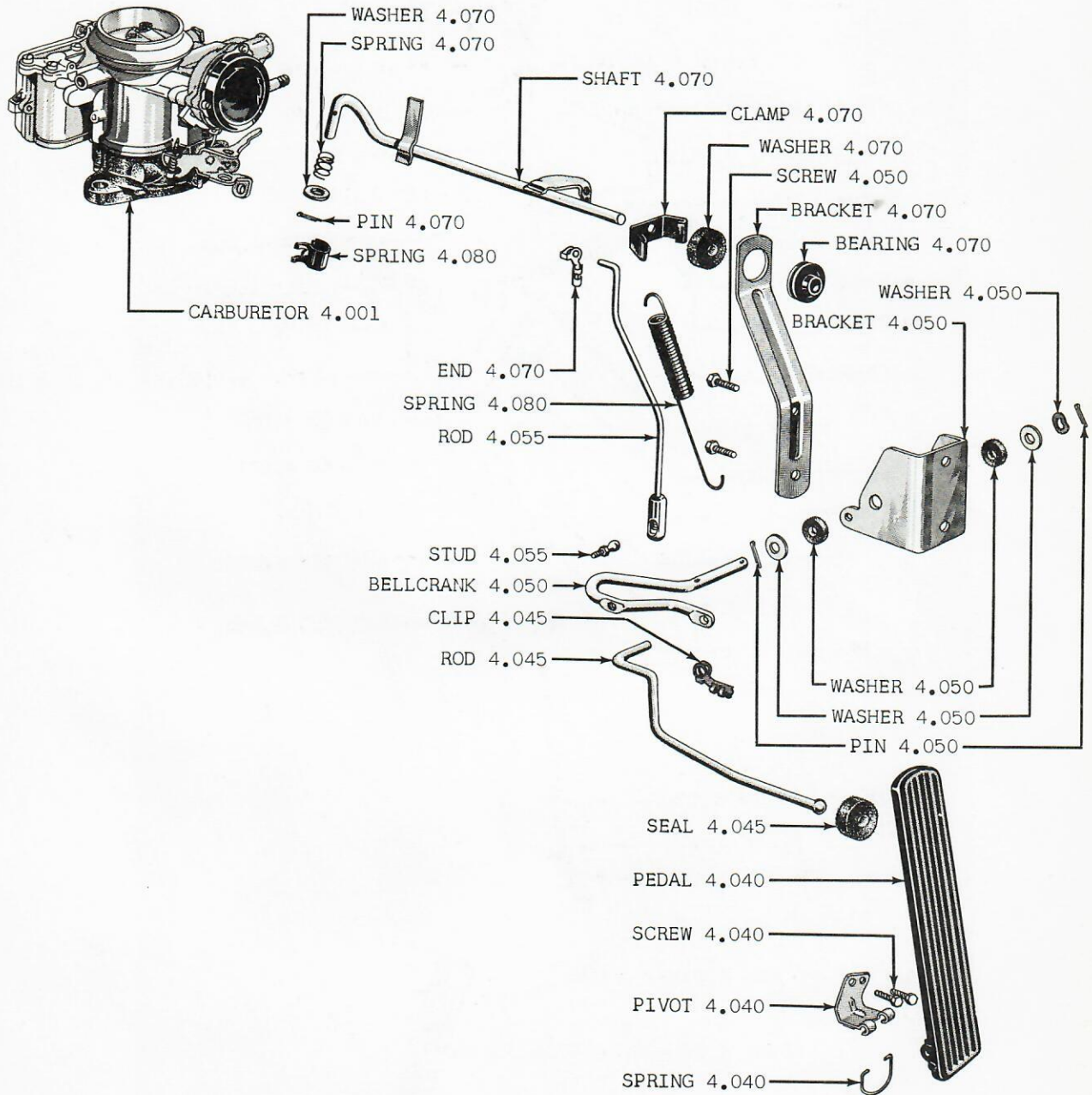
# AMERICAN MOTORS PARTS CATALOG



\* ALSO SERVICED AS PART OF BELLCRANK ASSY. 4.050

GROUP 4 - FIG. 0 - ACCELERATOR LINKAGE 01 (LHD)

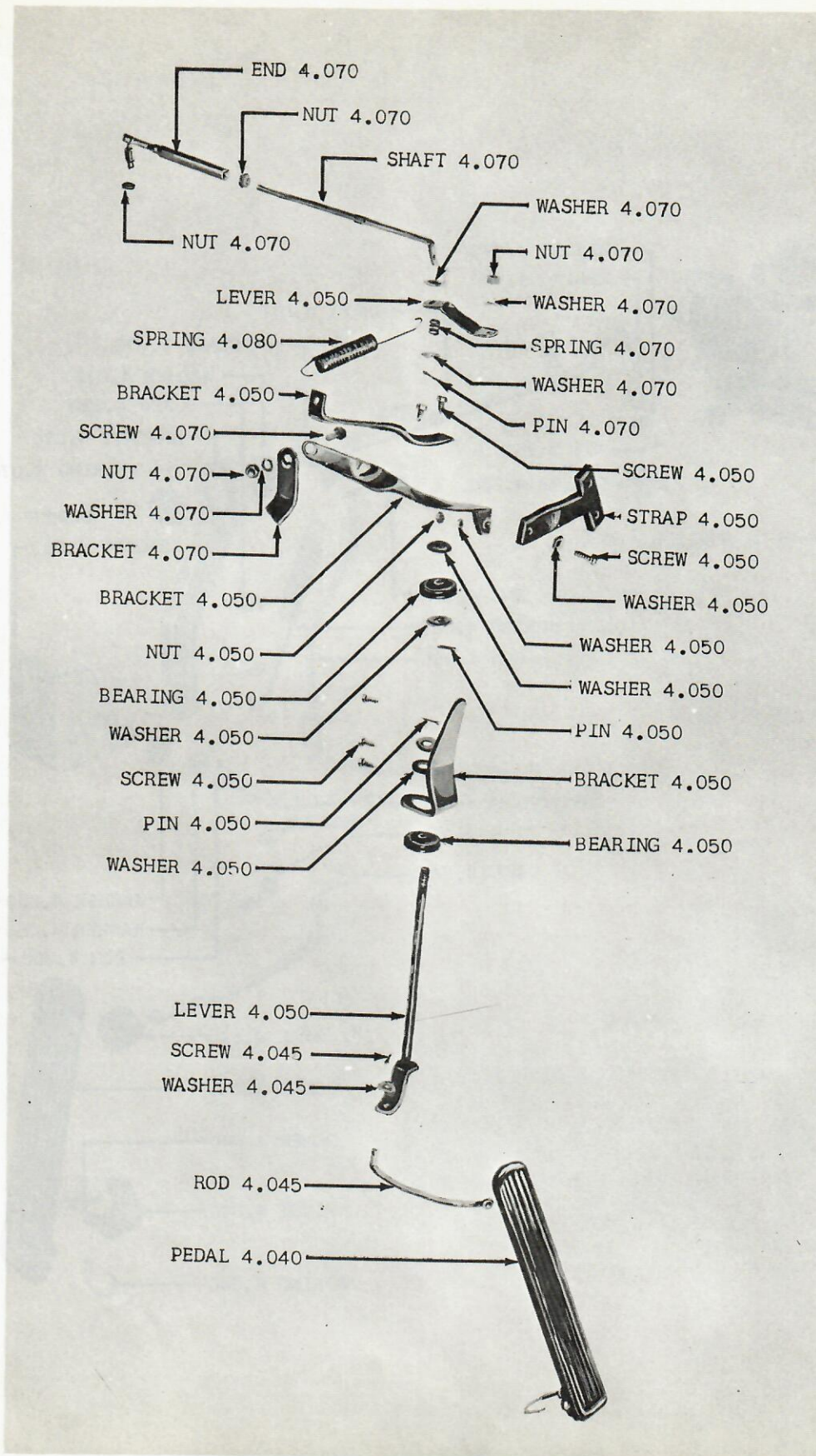
# AMERICAN MOTORS PARTS CATALOG



GROUP 4 - FIG. 1 - ACCELERATOR LINKAGE 10 (LHD)



# AMERICAN MOTORS PARTS CATALOG



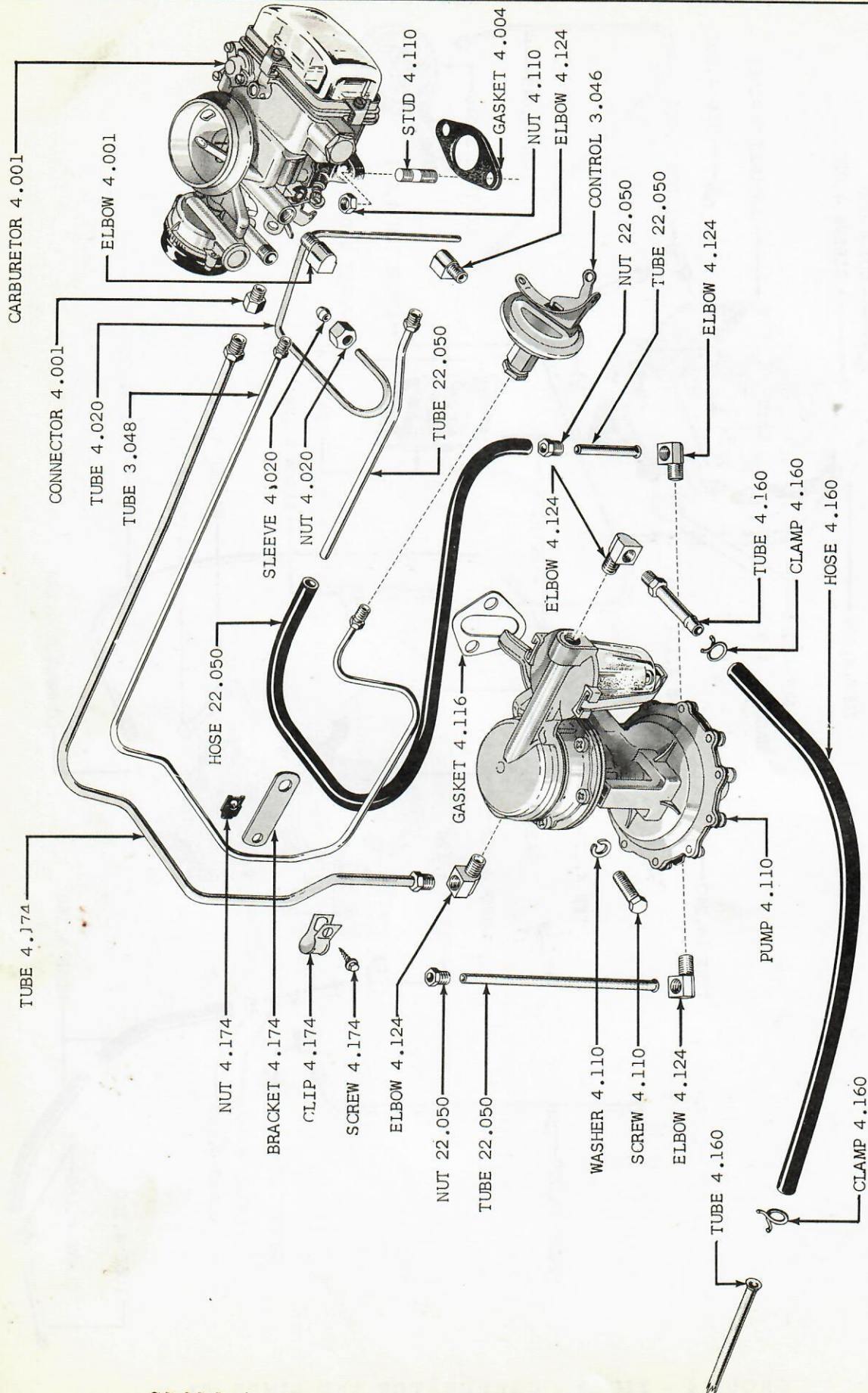
GROUP 4 - FIG. 2 - ACCELERATOR LINKAGE 20-80 (LHD)







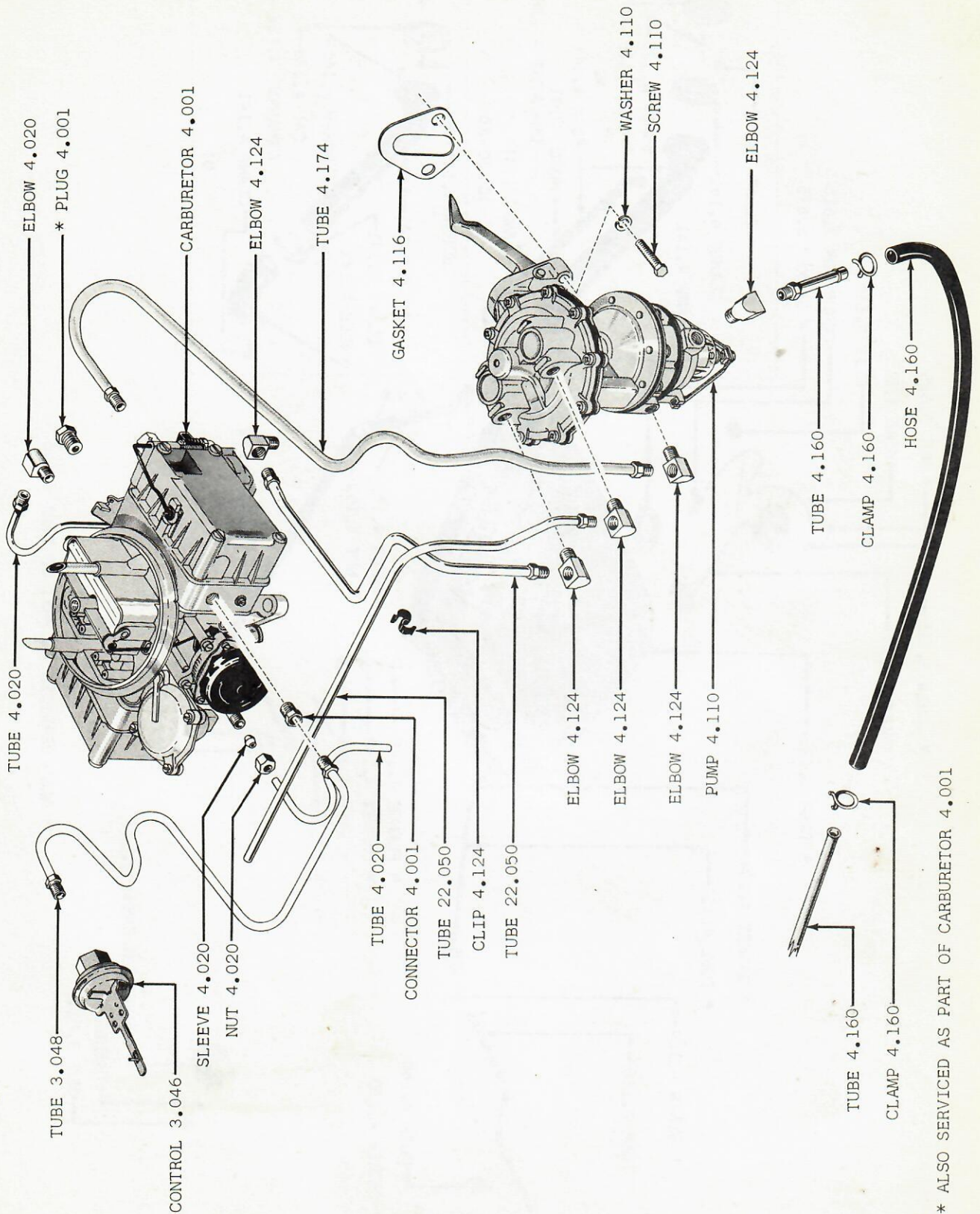
# AMERICAN MOTORS PARTS CATALOG



GROUP 4 - FIG. 4 - CARBURETOR AND LINES 10



# AMERICAN MOTORS PARTS CATALOG

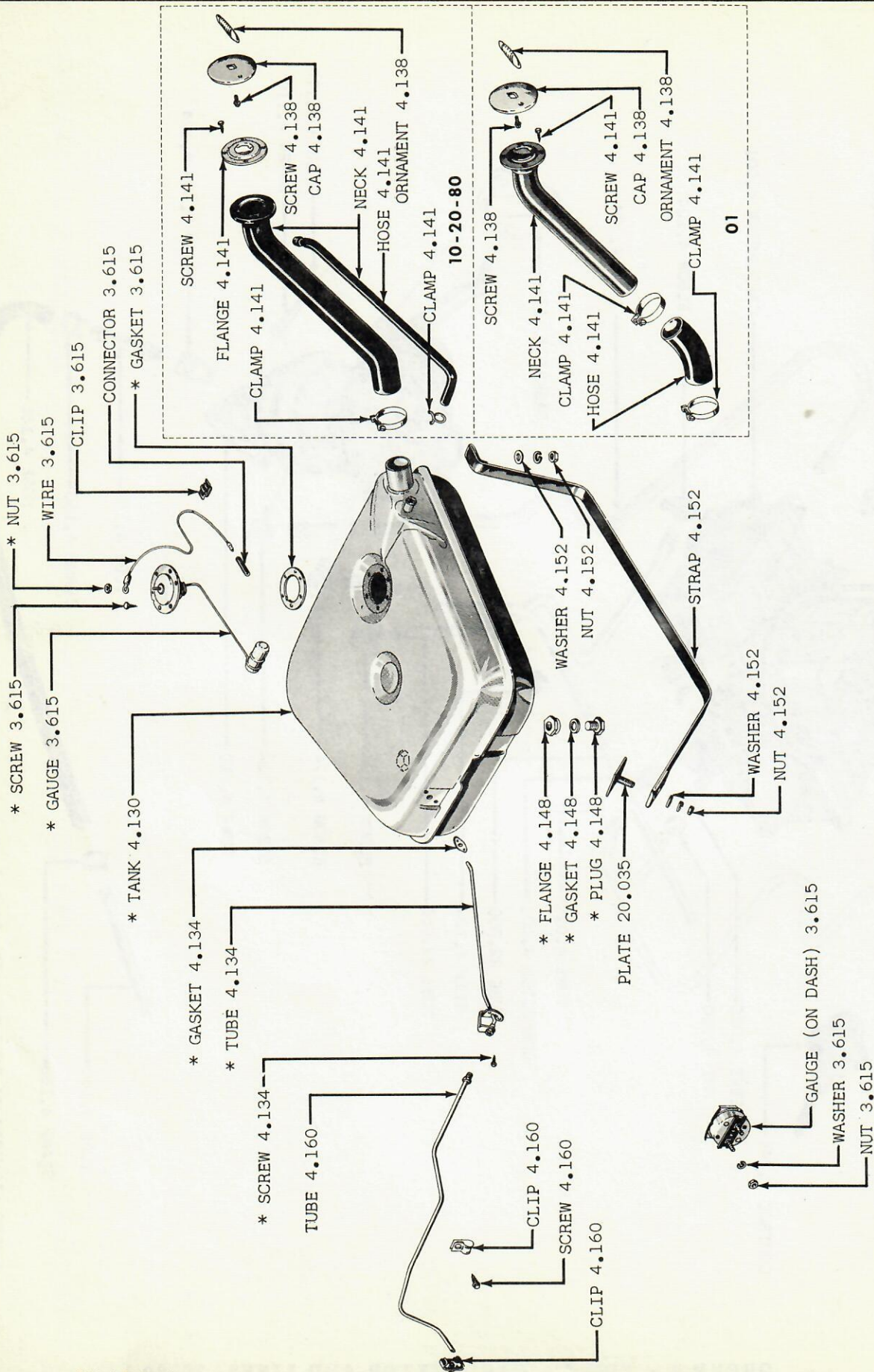


\* ALSO SERVICED AS PART OF CARBURETOR 4,001

GROUP 4 - FIG. 5 - CARBURETOR AND LINES 20-80



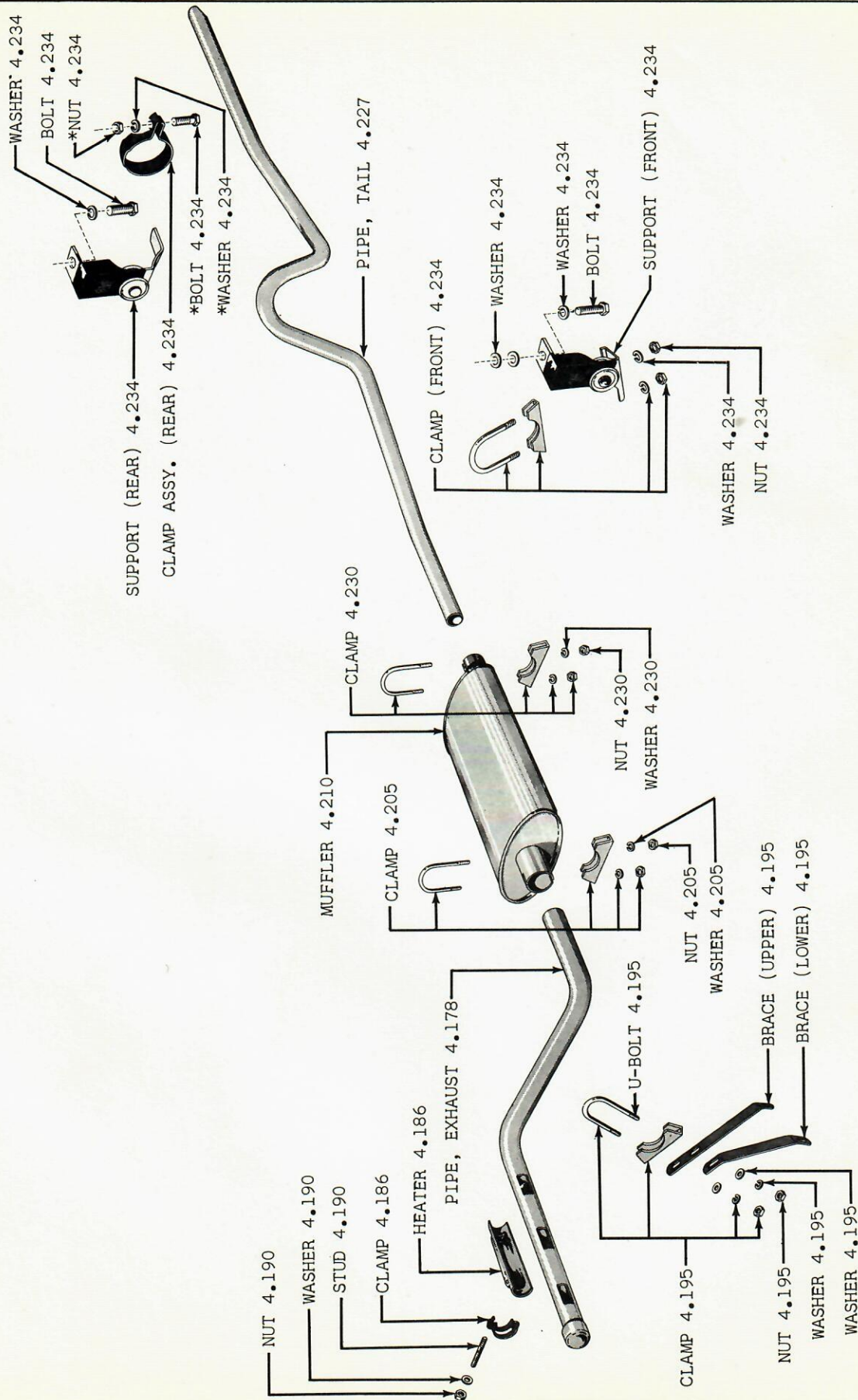
# AMERICAN MOTORS PARTS CATALOG



\* ALSO SERVICED AS PART OF TANK 4.130



# AMERICAN MOTORS PARTS CATALOG

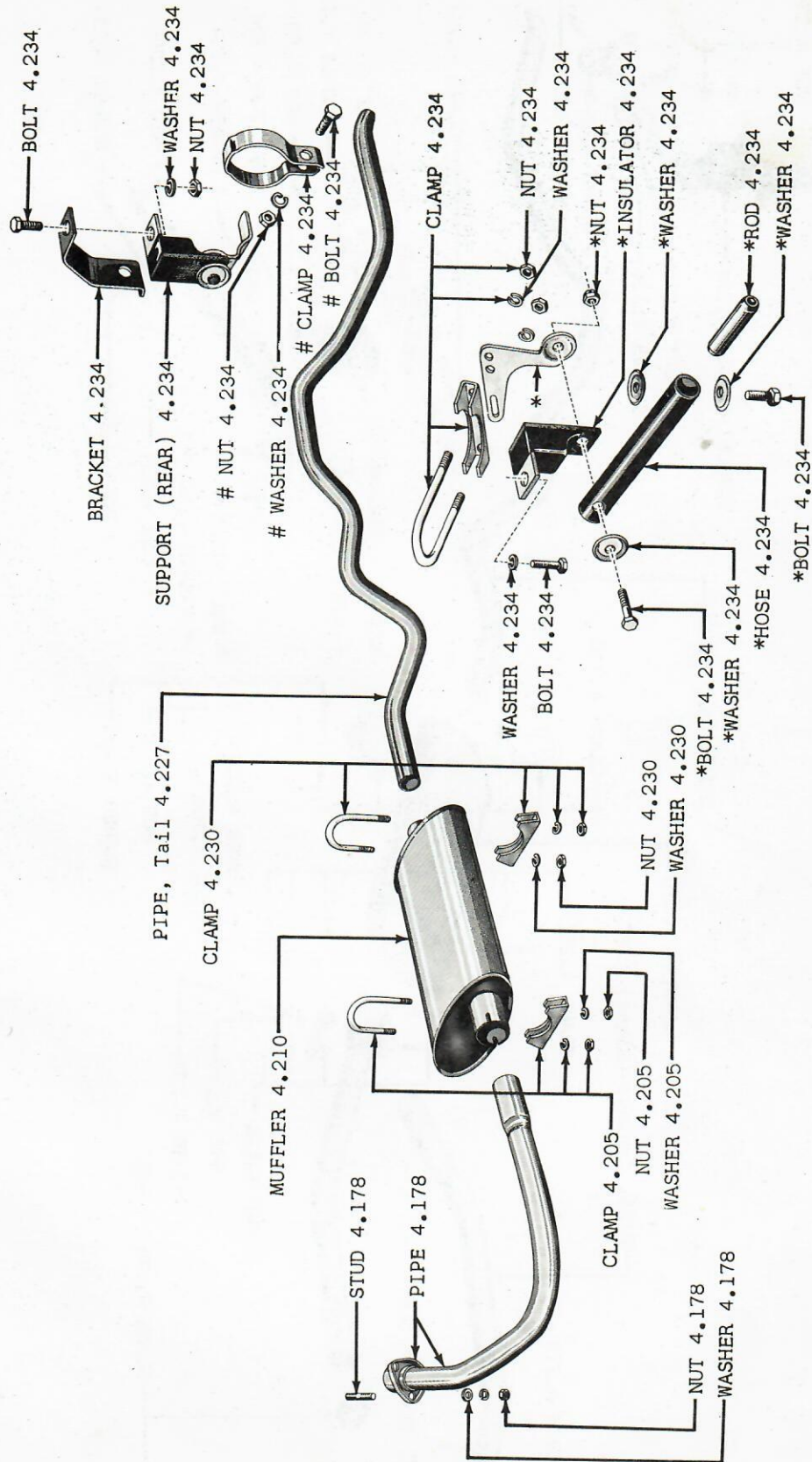


GROUP 4 - FIG. 6A - EXHAUST SYSTEM 01

\* ALSO SERVICED AS PART OF CLAMP ASSY. (REAR) 4.234



# AMERICAN MOTORS PARTS CATALOG

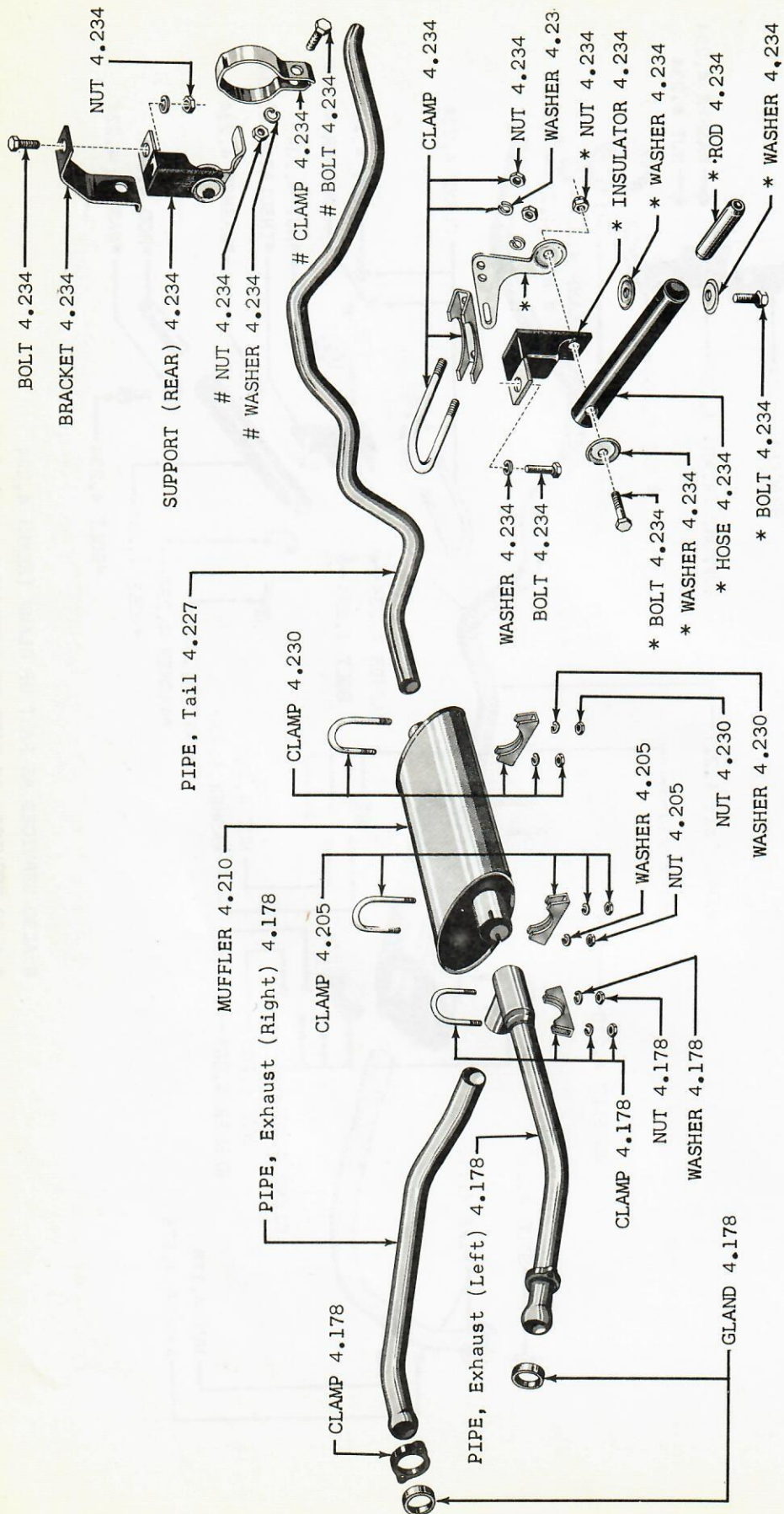


# ALSO SERVICED AS PART OF CLAMP (REAR) 4.234  
 \* ALSO SERVICED AS PART OF SUPPORT (FRONT) 4.234

GROUP 4 - FIG. 7 - EXHAUST SYSTEM 10



# AMERICAN MOTORS PARTS CATALOG



# ALSO SERVICED AS PART OF CLAMP (REAR) 4.234  
 \* ALSO SERVICED AS PART OF SUPPORT (FRONT) 4.234

GROUP 4 - FIG. 8 - SINGLE EXHAUST SYSTEM 20-80 (LDE)